

A person is seen from behind, operating a pallet stretch film wrapper. The person is wearing a dark t-shirt with a logo on the back. The background shows a large industrial machine with various rollers and a motor. The scene is dimly lit, with a strong light source from the left creating a silhouette effect.

# GUIDE TO BUYING

*A Pallet Stretch Film Wrapper*

[sal-tech.com](http://sal-tech.com)  
EASY PACKAGING

# SIMPLE BUT EFFECTIVE DESIGN

*Semi Automatic Pallet Wrapper*

[Economic+ Ergonomic+ Ecofriendly]



# E3 WRAP 2100 SERIES



## ECONOMIC

Our product offers a cost - effective alternative to competitors, enabling anyone to transition from manual to semi-automated pallet packaging.



## ERGONOMIC

Back - friendly and easy - to - use, the E3 requires no ramp and features lightweight stretch film rolls. No more pallet mishaps - just place and wrap!



## ECO-FRIENDLY

E3 series machines are crafted from highly recyclable materials, designed for easy disassembly, and boast low power consumption for their entire lifecycle.

# E3 WRAP 2100 Product Series

## EURO



Ø1800

For the small company or for you that that want to take your hand wrapping to a semi - automated packaging solution.


## EASY



Ø1980

For the small or medium sized company or for you that that want to take your hand wrapping to a semi - automated packaging level.

## LARGO



Ø2500

For larger diameter pallet needs and efficient packaging of massive goods, you need a top-notch semi - automatic pallet wrapper that prioritizes ease of use, robust packaging, and minimal maintenance costs.

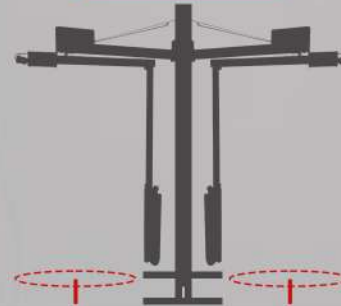
## MEGA



Ø2800  
Ø3000  
Ø3500

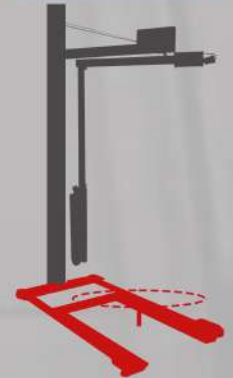
Built to purpose special solutions.

## DUO



Duplicate your production with the **DUO** that can wrap two pallets at the same time.

## SCALE



**SCALE** is a multi - function solution which allows you to weigh your pallet at the same time as wrapping, saving time and space.



*/Economic, Ergonomic & Ecofriendly*

## **E3 WRAP 2100** **EURO**

### **SEMI AUTOMATIC PALLET WRAPPER**

The first step to bring your packaging to the next level. Ideal for the small company that want to take the step from hand wrapping to a semi-automated solution. E3 is our neatest model and most economical in our series, taking up very little space it can be placed almost anywhere. Even in a hallway! It is a low investment with high capacity, wraps 5-50 pallets/ week. DIY assembly of

#### **Wraps**

**Euro pallet: 800 x 1200 mm**

**US pallet: 1000 x 1200 mm**

*\*Also can wrap 1/2 and 1/4 EURO Pallet*

**SAL-TECH.COM**

*Sold Exclusively Online*

**5**

# E3 WRAP 2100

**EASY**

6

## SPECIFICATIONS:

### Wraps Standard Pallet

Euro pallet: 800 x 1200 mm

US pallet: 1000 x 1200 mm

Industrial: 1350 x 950 mm

\*Also can wrap 1/2 and 1/4 EURO Pallet

### Pallet Height

2200 mm

2700 mm\*\*\*

3000 mm\*\*\* —options/available per request

**NO**  
**PACKAGE**  
**WEIGHT LIMIT**

## PALLET WORKABILITY INFORMATION

Maximum pallet size (Standard)

1200mm x 1200mm x 2200mm, no weight limit

Turning Diameter (Standard)

1980mm, 360° Full Access

Speed & Pallet Capacity

High Pallet, approx. 2200mm, approx. 90s/pallet

Low Pallet, approx. 1000mm, less than 60s/pallet

Power

110 V to 230 V, 60/50 Hz

Wraps Standard Pallet

EURO Pallet: 800mm x 1200mm

US Pallet: 1000mm x 1200mm

Industrial Pallet: 1350mm x 950mm

## OTHER DETAILS

Dimension when installed (HxBxD/0)

2800mm x 2255mm x 2450mm/O2225mm

Space needed when parked

400mm x 600mm

E3 Wrap Film Size (Width and Core)

750mm 038mm core

Standard Program Wraps

Button Wraps: 1 at the beginning and 1 at the end,

2 in Total Top Wraps: 1 top wrap

Net weight

60kg

**SAL-TECH.COM**

# E3 WRAP 2100

**EASY**

7

## SEMI AUTOMATIC PALLET WRAPPER

The machine for the small or medium sized company with semi-automatic packaging needs. With a light design it takes up very little space compare to many similar products on the market and still provides a high capacity, wraps 25 - 500 pallets per week. Assembled machine, ready for installation.

### Technical Specification

- Wraps more than 100 pallets per shift
- PLC controlled
- 230/115V-50/60Hz electrical connection

**SAL-TECH.COM**



*/ Economic, Ergonomic & Ecofriendly*

## **E3 WRAP 2100** **LARGO**

### **SEMI AUTOMATIC PALLET WRAPPER**

This equipment has a turning diameter of 2500mm for a pallet sizing 2000mm x 600mm.  
Enhanced with photocell and fix stop to for automated height detection and safe use for operators.  
The rotary arm installed will halt process at any present interference.  
Securing that pallets are in stable state, all prepared for transportation.

### **Wraps**

Euro pallet: 800 x 1200 mm

US pallet: 1000 x 1200 mm

Industrial: 1350 x 1200 mm

\*Also can wrap 1/2 and 1/4 EURO Pallet



**SAL-TECH.COM**



*/ Economic, Ergonomic & Ecofriendly*

## **E3 WRAP 2100** **MEGA**

### **SEMI AUTOMATIC PALLET WRAPPER**

Adapted to your special product, it is perfectly fit and suited for the large products where either product or space doesn't allow a robot pallet wrapper to function, because it has a wide diameter of wrapping MEGA (Ø3000 & Ø3500) versions are for larger diameters allowing larger dimensions of pallets. The higher machine allows higher pallets to be wrapped and improved free space height for drive through. Therefore, MEGA is suitable for wrapping for their windows and doors. With its spatial concept, the equipment indeed gives more than enough space to walk through since it does not need a turntable when operating compared to other products with the same capacity.

You can ask our advice for the right solution, often way cheaper and uses much less space than a robot pallet wrapper.

**SAL-TECH.COM**

*/ Economy, Ergonomic & Ecofriendly*

## E3 WRAP 2100 SCALE

### SEMI AUTOMATIC PALLET WRAPPER

SCALE is a multi-function solution which allows you to weigh your pallet at the same time as wrapping, saving time and space. Comes in the versions of E3 Wrap 2100 standard.

### Wraps

Euro pallet: 800 x 1200 mm

US pallet: 1000 x 1200 mm

Industrial: 1350 x 950 mm

\*Also can wrap 1/2 and 1/4 EURO Pallet



*/ Economic, Ergonomic & Ecofriendly*

# E3 WRAP 2100 DUO

## SEMI AUTOMATIC PALLET WRAPPER

The machine for the medium to large sized company with semi-automatic packaging needs. This two-in-one machine duplicates efficiency as it has capacity to wrap two pallets at the same time. It is available in duplicated version of the E3 Wrap 2100 standard.

### Wraps

Euro pallet: 800 x 1200 mm

US pallet: 1000 x 1200 mm

Industrial: 1350 x 950 mm

\*Also can wrap 1/2 and 1/4 EURO Pallet



**SAL-TECH.COM**

A large elephant with prominent tusks stands in a savanna landscape at sunset. The sky is a mix of orange, pink, and blue, with some clouds. The elephant is facing forward, slightly to the left. The background shows rolling hills and sparse vegetation.

## **EVEN ELEPHANT CAN GET THROUGH**

The E3 Wrap 2100 pallet wrapper can be placed in hallways as it does not block for passage on the floor and takes up very little space when parked.

**NO** HILL  
RAMP  
BLOCKAGE

# E<sup>3</sup>EASY TO LIFT FILM ROLLS

13

## SPECIFICATIONS

Film Material	LLDPE, Oktene LDPE
Elongation	150% to 200% minimum stretch
Dimension of Roll	Core ø38/Ø53 x 770mm, Film on core 750mm x Ø140 maximum
Colors	Transparent, black, white   *add other colors on demand
Core Material	The paper wound core (ø38/Ø53 x 770mm)
Weight	Core weight approximately: 0,6kg Roll complete approximately: 10kg Box of 1 roll approximately: 10,5kg gross
Pagkaging Film Material	1 roll per box, 150x150x780mm 35/70 boxes per layer/pallet Pallet size 1050x750mm

Also available in: 10my, 12my, 15my, 17my, 20my and 23my.




# HOW TO **INSTALL IT**

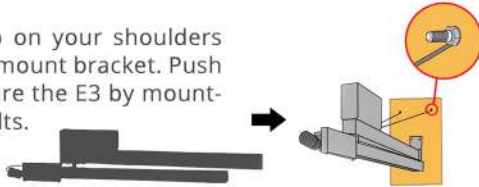
a. Retrieve the mounting instruction paper and place it on the wall. Mark the holes to be drilled, then proceed to drill.



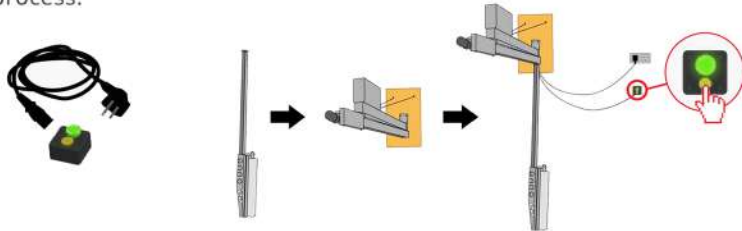
b. Place the included anchors in the wall and position the wall mount plate accordingly. Attach the nuts and securely tighten the wall mount plate.



c. Position the E3 wrap on your shoulders and place it on the wall mount bracket. Push it firmly into place. Secure the E3 by mounting the 8 M8 holding bolts.



d. Position the 2 side wires and adjust the alignment of the machine as necessary. Install the front beam and the film aggregate, securing it with the strap. Connect the electrical power. Press and hold the green button for 3 seconds to initiate the machine's self-reset process.



# HOW TO **SERVICE IT**

14



Request a service contract



Contact our 24/7 hotline on +45 70272220



Request support from our service network



Request online support on [support@sal-tech.com](mailto:support@sal-tech.com)





Get twice the value of your investment!



# DOUBLE 24

24 Months Warranty

+

24 Hours Customer Service



**YOU BREAK IT, WE SHIP IT!**



**DO YOU WANT TO BUY AN  
E3 WRAP OR NEED MORE  
INFORMATION ABOUT IT?**

Denmark: +45 7027 2220 / +45 7027 2230

USA: +1 310 773 3423

Spain: +34 699 900 987

Hong Kong: +852 8170 1025

Sweden: +46 31 799 5398

Italy: +39 351 988 0682

support@sal-tech.com

skype: easy.packaging

www.sal-tech.com



Follow us on      